



Caledonian

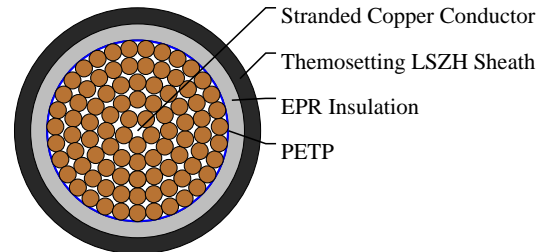
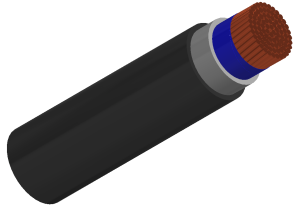
Railway Cables

www.caledonian-cables.com

marketing@caledonian-cables.com

1800V DC Positive Traction Cables

RF6883-DZ1-K-1800P-1G630S



APPLICATIONS

These DC power cables are used for urban railways for 1800V DC traction power system with feedback current and return current, suitable for fixed installation. The cables are suitable for installations in ducts, tunnels, and cable troughs or on the cable bridges etc.

STANDARDS

NR-PS-ELP-21101

IEC 60502-1

BS 6883

Fire Performance:

IEC60332-3-22

IEC60754-1, IEC60754-2

IEC61034-1, IEC61034-2

VOLTAGE RATING

1.8KV

CABLE CONSTRUCTION

Conductor: Class 5, Stranded annealed bare or metal coated copper conductors to BS EN 60228:2005 (previously BS6360).

Core wrapping: PETP (Polyethylene Terephthalate).

Insulation: EPR, GP4 to BS 7655-1.2(formerly BS6889 GP2).

Sheath: Thermosetting LSZH compound SW4 to BS 7655-2.6 (formerly BS 7655-2.5 LRS1)with enhanced oil resistance, and minimum tear resistance.

PHYSICAL AND THERMAL PROPERTIES

Minimum Bending Radius: 8 x OD

Temperature Range: -40°C to +90°C (during operation); -25°C to +60°C (during installation)

DIMENSION AND PARAMETERS



Caledonian

Railway Cables

www.caledonian-cables.com

marketing@caledonian-cables.com

No. of Cores × Cross-sectional Area	No./Nominal Diameter of Strands	Nominal Insulation Thickness	Nominal Sheath Thickness	Nom. Overall Diameter	Approx. Weight	Max. Conductor Resistance (Tinned Conductor) at 20 °C	Max. Conductor Resistance (Plain Conductor) at 20 °C
No. × mm ²	no./mm	mm	mm	mm	kg/km	Ω/km	Ω/km
1 x 630	2257/0.6	2.8	2.9	44.2	7293	0.0292	0.0287



Fire Retardant
NF C32-070-2-2&C1)
IEC60332-3-24/EN50266-2-4



Flame Retardant
NF C32-070-2-1&C2)
IEC60332-1-2/EN50266-2-1




Low Corrosivity
IEC60754-2/EN50267-2-2/3
NF C32-074/NF C20-453



Low Smoke Emission
IEC 61034-2 / EN 50268-2
NF C32-073/NF C 20-902



Low Toxicity



Zero Halogen
IEC 60754-1/EN 50267-2-1
NF C20-454